




4L80E MANUAL  
SPEEDOMETER  
TAIL HOUSING  
INSTALLATION  
INSTRUCTIONS


**Install drive gear by gently pushing gear onto output shaft.  
Using an aluminum tube and a rubber hammer, tap gear until it  
stops against raised part of shaft.**



**Install o-ring into groove of tail housing.**





**Install tail housing onto transmission body using your existing six bolts.**





**Install sleeve assembly into tail housing. Recommend a small amount of lithium grease on o-ring. Line up retaining clip with tangs on sleeve. Install retaining clip to tail housing using supplied nut.**



**This completes the tail housing installation.**